

Zenith

versione/version:01/2019

BATTERIA SIGILLATA AGM DEEP-CYCLE LONGLIFE
SEALED AGM DEEP-CYCLE LONGLIFE

ZLS120190

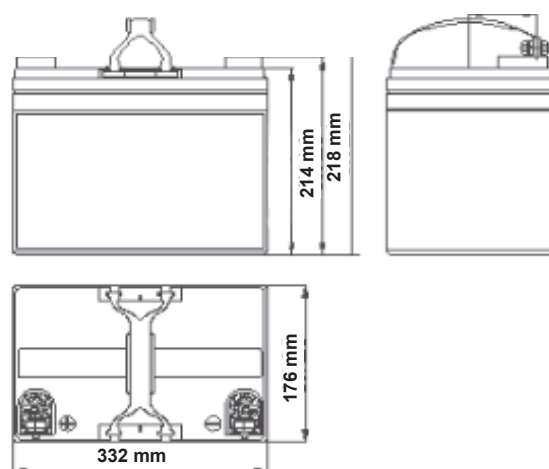


CHARACTERISTIC / CARATTERISTICHE

Volt		12V
Capacity / Capacità	20h	120Ah
	10h	115Ah
	5h	110Ah
	2h	88Ah
Capacity affected by Temperature / Effetti delle temperature sulla capacità	40°C	102%
	25°C	100%
	0°C	70%
Self-Discharge 25°C Capacity / Autoscarica a 25°C	after 3 month storage	90%
	after 6 month storage	80%
	after 12 month storage	62%
Charge cycle / Ciclo di carica	IU + h	"In" max. 20Amp; "V1" 2.43V/cell
	IUIa	"In" max. 20Amp; "V1" 14.1Volt; "If" 1.0Amp.

CHARACTERISTIC / CARATTERISTICHE

Battery dimensions / Dimensioni batteria			
L/L	W/P	H/A	Tot - H/A
332	176	214	218
Weight / Peso		34.3 Kg	
Terminal / Terminali		M8	
Case / Contenitore		ABS	
Plt Qt / Qt per pallet		30	
USA Group		31	



This information is generally descriptive only and is not intended to make or imply any representation, guarantee or warranty with respect to any cells and batteries. Cell and battery designs/specifications are subject to modification without notice. Contact U.B.S. UNION BATTERY SERVICE for the latest information.

Le informazioni contenute in questa scheda tecnica sono solo descrittive e indicative, non sono una garanzia. U.B.S. UNION BATTERY SERVICE si riserva il diritto di aggiornarle/modificarle senza preavviso.



www.unionbatteryservice.it

Zenith

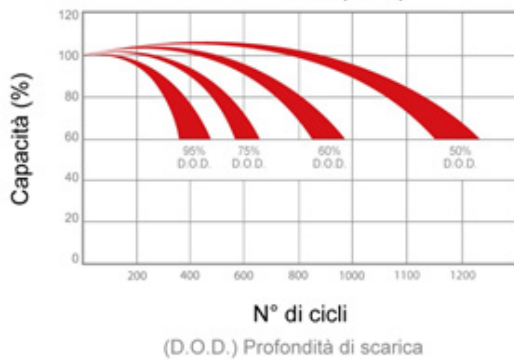
versione/version:01/2019

BATTERIA SIGILLATA AGM DEEP-CYCLE LONGLIFE
SEALED AGM DEEP-CYCLE LONGLIFE

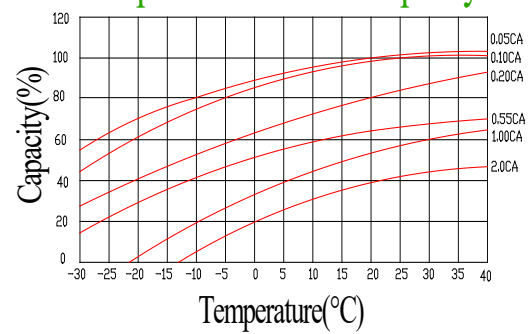
ZLS120190



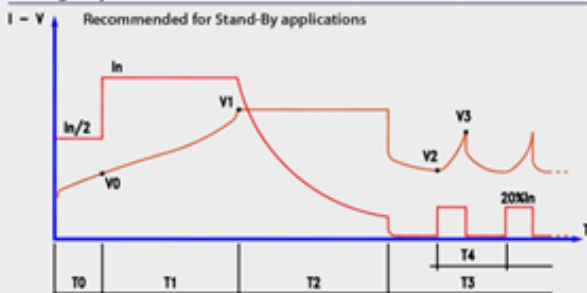
Cicli di carica (25°C)



Temperature effect on capacity



Charge cycle for sealed batteries (GEL/AGM): IU + holding



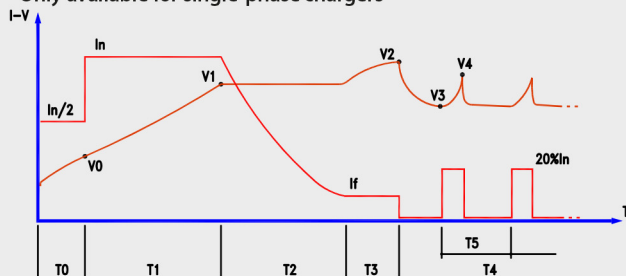
- I_n = PROGRAMMED CAPACITY/10
- V_0 = 1,90 V/CELL
- V_1 = PROGRAMMED VALUE
- V_2 = 2,10 V/CELL
- V_3 = 2,30 V/CELL
- T_0 = MAX. 1 HR
- T_1 = MAX. 12 HRS
- T_2 = T_1 (MIN. 2-MAX. 5 HRS)
- T_3 = UNLIMITED

"IUIa" charge cycle is always recommended in case of more than 2 batteries in series

Ciclo di carica "IUIa" è sempre necessario qualora ci siano più di 2 batterie collegate in serie.

IUIa charge cycle

Only available for single-phase chargers



- I_n = PROGRAMMED VALUE (CHARGE I)
- I_f = PROGRAMMED VALUE (FINAL I)
- V_0 = 1,90 V/CELL
- V_1 = PROGRAMMED VALUE (THRESHOLD V)
- V_2 = PROGRAMMED VALUE (LOCK V)
- V_3 = 2,10 V/CELL
- V_4 = 2,30 V/CELL
- T_0 = MAX. 1 HR
- T_1 = MAX. 12 HRS
- T_2 = MAX. T_1+6 HRS OR $I = I_f$
- T_3 = MAX. 4 HRS
- T_4 = UNLIMITED
- T_5 = MAX. 6 HRS

This information is generally descriptive only and is not intended to make or imply any representation, guarantee or warranty with respect to any cells and batteries. Cell and battery designs/specifications are subject to modification without notice. Contact U.B.S. UNION BATTERY SERVICE for the latest information.

Le informazioni contenute in questa scheda tecnica sono solo descrittive e indicative, non sono una garanzia. U.B.S. UNION BATTERY SERVICE si riserva il diritto di aggiornarle/modificarle senza preavviso.



www.unionbatteryservice.it