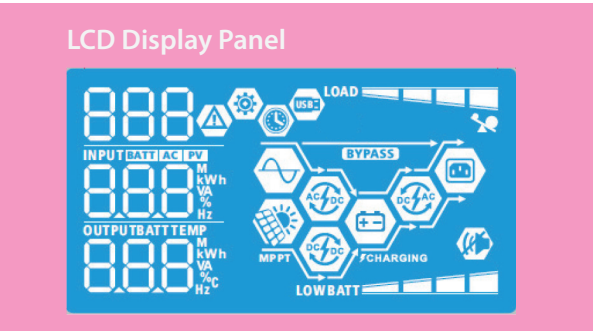


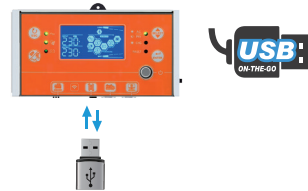
Axpert VM III TWIN Off-Grid Inverter

20220001 P1.9.5-23.0



- Dual outputs for smart load management**
 There are two outputs available. The second output can be scheduled on/off, setting cut-off voltage or SOC and discharging time via LCD setting. It facilitates users smart load control.
- Maximum PV input current 27A**
 Designed with 27A PV input current, Axpert VM III TWIN is compatible to the market trend of increased Imp in solar panel.

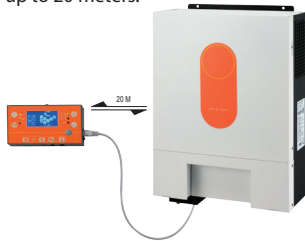
- Supports USB On-the-Go function**
 VM III TWIN series supports USB On-the-Go function to facilitate data upload/download.



- Wide PV input voltage range 60VDC ~ 450VDC**
 Now, Axpert VM III TWIN allows wide PV input voltage range from 60VDC to 450VDC. This features allow less solar panel required in the system and save space.

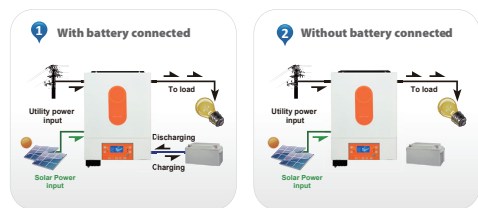
- Reserved communication port (RS-485, CAN-BUS or RS-232) for BMS**
 This third generation inverter is reserved communication port for BMS. For the detailed information, please contact sales directly.

- Detachable LCD control module with various communications**
 This detachable LCD control module can be turned to remote panel. Users can install the LCD panel in accessible area away from inverter up to 20 meters.



- Battery equalization extends lifecycle**
 This inverter charger is built in battery equalization function. This function will help remove sulfation to optimize battery performance and even extend lifecycle.

- Battery independency**
 Inverter can keep supplying power to the loads from PV energy or the grid without battery connected.



- Integrated WiFi interface with Mobile App**
 VM III TWIN series is integrated WiFi interface ready for mobile monitoring. Mobile monitoring can be carried out through mobile applications in both iOS and Android. Users can track the history of the unit information such as energy generation and change parameter settings timely.



- User-friendly LCD operation**
 Users can easily set up or change the charging current, output source and charger source prioritization through LCD control panel to optimize inverter performance.



- Replaceable fan design**
 VM III TWIN series is designed with replaceable fan. It will simplify the maintenance and reduce the maintenance cost.



Axpert VM III TWIN Off-Grid Inverter Selection Guide

MODEL	Axpert VM III TWIN 4K	Axpert VM III TWIN 6K
RATED POWER	4000VA/4000W	6000VA/6000W
INPUT		
Voltage	230 VAC	
Selectable Voltage Range	170-280 VAC (For Personal Computers) 90-280 VAC (For Home Appliances)	
Frequency Range	50 Hz/60 Hz (Auto sensing)	
OUTPUT		
AC Voltage Regulation (Batt. Mode)	230VAC \pm 10%	
Surge Power	8000VA	12000VA
Efficiency (Peak)	90% ~ 93%	
Transfer Time	10 ms (For Personal Computers) 20 ms (For Home Appliances)	
Waveform	Pure sine wave	
BATTERY		
Battery Voltage	24 VDC	48 VDC
Floating Charge Voltage	27 VDC	54 VDC
Overcharge Protection	33 VDC	63 VDC
SOLAR CHARGER & AC CHARGER		
Solar Charger type	MPPT	
Maximum PV Array Power	5000W	6000W
MPP Range @ Operating Voltage	60 ~ 450 VDC	60 ~ 450 VDC
Maximum PV Array Open Circuit Voltage	500 VDC	500 VDC
Maximum PV Input Current	27A	
Maximum Solar Charge Current	120A	120A
Maximum AC Charge Current	100A	100A
Maximum Charge Current	120A	120A
PHYSICAL		
Dimension, D x W x H (mm)	115 x 300 x 435	
Net Weight (kgs)	9	10
Communication Interface	USB/RS232/RS485/WiFi/Dry-contact	
OPERATING ENVIRONMENT		
Humidity	5% to 95% Relative Humidity (Non-condensing)	
Operating Temperature	-10°C to 50°C	
Storage Temperature	-15°C to 60°C	

Product specifications are subject to change without further notice.

Hi-MO 6

Explorer

LR5-54HTH 415~435M

- Suitable for Distribution Market
- Simple design embodies modern style
- Better energy generation performance
- High-quality module guarantees long-term reliability



15-year Warranty for
Materials and Processing



25-year Warranty for Extra
Linear Power Output

Complete System and Product Certifications

IEC 61215, IEC 61730, UL 61730

ISO9001:2015: ISO Quality Management System

ISO14001: 2015: ISO Environment Management System

ISO45001: 2018: Occupational Health and Safety

IEC62941: Guideline for module design qualification and type approval

LONGI



22.3%
MAX MODULE
EFFICIENCY

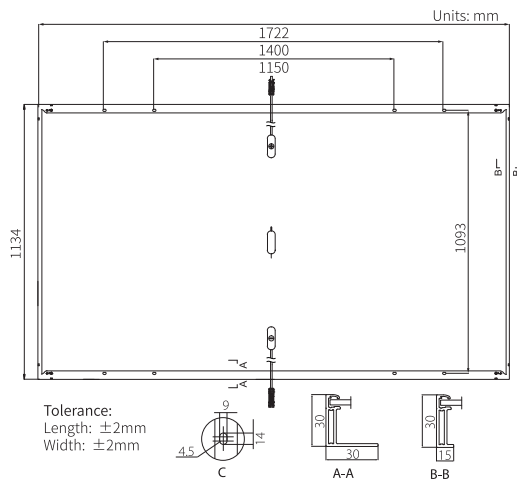

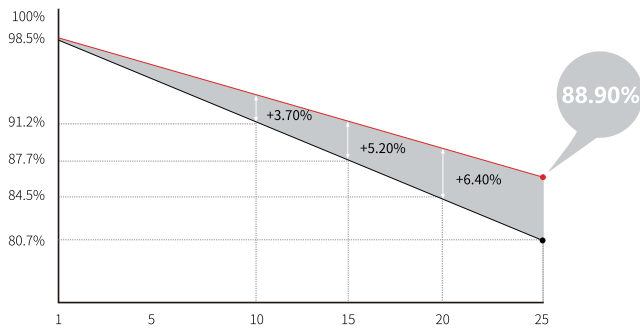
0~3%
POWER
TOLERANCE

<1.5%
FIRST YEAR
POWER DEGRADATION

0.40%
YEAR 2-25
POWER DEGRADATION

Additional Value

25-Year Power Warranty



Mechanical Parameters

Cell Orientation	108 (6×18)
Junction Box	IP68, three diodes
Output Cable	4mm ² , ± 1200 mm length can be customized
Glass	Single glass, 3.2mm coated tempered glass
Frame	Anodized aluminum alloy frame
Weight	20.8kg
Dimension	1722×1134×30mm
Packaging	36pcs per pallet / 216pcs per 20' GP / 936pcs per 40' HC

Electrical Characteristics

STC : AM1.5 1000W/m² 25°C NOCT : AM1.5 800W/m² 20°C 1m/s Test uncertainty for Pmax: $\pm 3\%$

Module Type	LR5-54HTH-415M		LR5-54HTH-420M		LR5-54HTH-425M		LR5-54HTH-430M		LR5-54HTH-435M	
	STC	NOCT	STC	NOCT	STC	NOCT	STC	NOCT	STC	NOCT
Maximum Power (Pmax/W)	415	310	420	314	425	318	430	321	435	325
Open Circuit Voltage (Voc/V)	38.53	36.18	38.73	36.36	38.93	36.55	39.13	36.74	39.33	36.93
Short Circuit Current (Isc/A)	13.92	11.24	14.00	11.31	14.07	11.36	14.15	11.43	14.22	11.49
Voltage at Maximum Power (Vmp/V)	32.24	29.42	32.44	29.60	32.64	29.78	32.84	29.97	33.04	30.15
Current at Maximum Power (Imp/A)	12.88	10.54	12.95	10.60	13.03	10.67	13.10	10.72	13.17	10.78
Module Efficiency(%)	21.3		21.5		21.8		22.0		22.3	

Operating Parameters

Operational Temperature	-40°C ~ +85°C
Power Output Tolerance	0 ~ 3%
Voc and Isc Tolerance	$\pm 3\%$
Maximum System Voltage	DC1500V (IEC/UL)
Maximum Series Fuse Rating	25A
Nominal Operating Cell Temperature	45 ± 2 °C
Protection Class	Class II
Fire Rating	UL type 1 or 2 IEC Class C

Mechanical Loading

Front Side Maximum Static Loading	5400Pa
Rear Side Maximum Static Loading	2400Pa
Hailstone Test	25mm Hailstone at the speed of 23m/s

Temperature Ratings (STC)

Temperature Coefficient of Isc	+0.050%/°C
Temperature Coefficient of Voc	-0.230%/°C
Temperature Coefficient of Pmax	-0.290%/°C

US5000

Batteria al litio in bassa tensione

US5000 - Moduli da 4,8 kWh

La batteria al litio US5000 di Pylontech può essere utilizzata per supportare un'elevata potenza per vari tipi di apparecchiature e sistemi.

La batteria US5000 dispone di un BMS integrato che ha funzioni di protezione tra cui sottoscarica, sovraccarica, sovracorrente e controllo della temperatura delle celle.

Specifiche tecniche:

- Funzione **Soft-Start** in grado di ridurre la corrente di picco quando l'inverter si accende con la sola batteria;
- La **struttura molecolare** interna delle batterie LiFePO4 è **più stabile** e **più sicura**;
- **Profondità di scarica** (DOD) del 95%, disponibile per gli inverter allineati all'ultimo protocollo Pylontech;
- **Doppia protezione attiva a livello BMS**;
- Possibilità di collegare in parallelo più moduli batteria per espandere la capacità e la potenza;
- Possibilità di operare in diverse condizioni di temperatura;
- **Garanzia 10 anni.**

Dimensioni:

Larghezza: 442 mm

Altezza: 161 mm

Profondità: 420 mm

Peso: 39,7 kg



Dati tecnici

Batteria al Litio

Modello	US5000
DATI ELETTRICI	
Tecnologia cella	Li-ion (LFP)
Tensione nominale [V]	48
Capacità nominale [kWh/Ah]	4,8 / 100
Profondità di scarica DoD [%]	95
Capacità utilizzabile [kWh/Ah]	4,56 / 95
Corrente nominale raccomandata [A]	80*
Configurazione [max. moduli in un gruppo batteria]	16 pz
Tensione di carica [V]	52,5 ~ 53,5
Tensione di scarica [V]	43,5 ~ 53,5
BUS	
Bus di comunicazione	RS485, CAN
DIMENSIONI E PESI	
Larghezza [mm]	442
Altezza [mm]	161
Profondità [mm]	420
Peso [kg]	39,7
VARIE	
Temperatura di esercizio in carica [°C]	0 ~ 50
Temperatura di esercizio in scarica [°C]	-10 ~ 50
Temperatura di stoccaggio [°C]	-20 ~ 45
Classe di protezione	IP20
Vita operativa a 25 °C	15+ anni
Cicli di funzionamento	>6000 25°C
Certificati trasporto merce pericolosa	TÜV / CE / UN38.3 / UL / UN 3480
Normativa EMC	IEC62619, IEC63056, UL1973, UL9540A, IEC61000-6-2, IEC61000-6-3, UN38.3, GR-1089, UN 3480, GB/T 2423

*: La corrente massima di lavoro raccomandata è riferita alla temperatura della cella della batteria compresa tra 10 ~ 40°C. Se al di fuori di questa temperatura può causare una diminuzione della corrente di funzionamento.